

## Portable Compressors **MOBILAIR M52 / M64**

With the world-renowned SIGMA PROFILE 

Free air delivery 5.2 / 6.4 m<sup>3</sup>/min



**Made in Germany**



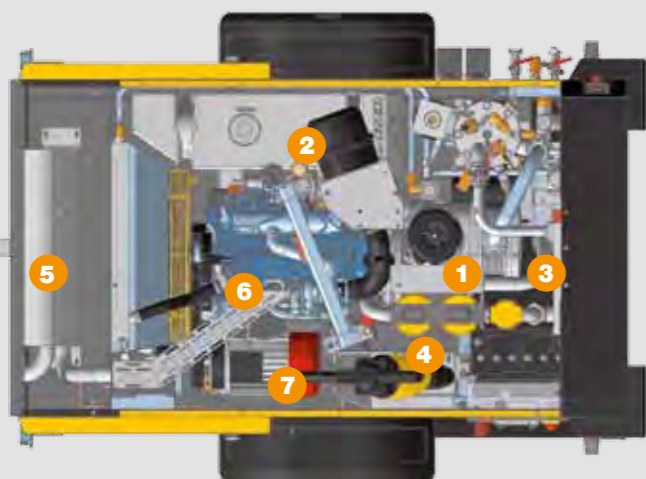
KAESER's renowned MOBILAIR range of portable compressors is manufactured in a state-of-the-art production facility located directly next to the KAESER main plant in Coburg, Northern Bavaria. Equipped with the very latest technology, the recently modernised portable compressor plant boasts TÜV (German Technical Inspection Agency) certified sound testing facilities for free-field sound level measurement, an advanced powder coating installation and

highly efficient production logistics. With minimal turn-around time, KAESER's highly qualified personnel are able to assemble portable compressors of all sizes and equipment levels to suit our customers' specific needs.

**Durable and versatile**

The M 52 and M 64 are in a class of their own when it comes to versatility, as they can be precisely tailored to meet the needs of the relevant application. Options include air treatment components, a three-phase synchronous generator, a choice of a fully galvanised chassis with overrun brake and a fixed or height adjustable tow bar, or stationary versions either installed on skids or machine mountings.

**A look under the enclosure**



# MOBILAIR M 52 / M 64

## Portable Versatility



**Large gull-wing doors**  
Optimal component accessibility for ease of maintenance.

**Fully galvanised Knott chassis**  
Tow bar height can be adjusted from 390 to 980 mm

- 1 Compressor air filter
- 2 Engine air filter
- 3 SIGMA airend
- 4 Compressed air treatment (Optional)
- 5 Internal exhaust silencer (protected from potential damage)
- 6 Diesel engine
- 7 Generator (Optional)



**Ambient temperature**

In addition to standard models which can be used in ambient temperatures ranging from -10 °C to +50 °C, a version suited to use at lower ambient temperatures is also available.



**Patented Anti-Frost Control**

Specially developed for portable compressors, KAESER's patented Anti-Frost Control automatically regulates operating temperature in relation to ambient. Together with the optional tool lubricator, this not only prevents tools from freezing, but also extends air tool service life and availability.



**Air and power**

Single-source air and generator power. The user is able to take advantage of simultaneous compressed air and generator power anytime, anywhere.



**The perfect energy-saving combination:  
Kubota engines and KAESER compressors**

The M 52 and M 64 feature a specially designed energy-saving SIGMA Profile airend, which is directly driven by a water-cooled four-cylinder Kubota diesel engine. Direct drive eliminates the transmission losses associated with other systems, consequently providing more air for less fuel. A fuel filter with water separation capability further enhances reliability and is fitted as standard.

# MOBILAIR M52/M64 – Portable Versatility

## User-friendly operation

The user-friendly control and instrument panel – which can be equipped with a cover flap if required – enables all information to be viewed at a glance. Features also include automatic monitoring and shutdown. The combination of the pre-heat function start switch and the ability to switch over manually from idling to full load operation ensures a reliable, gentle start when operating the unit in cold ambient conditions.



## Dedicated intake filter for motor and airend

Generously sized for increased reliability and operational life, also enables quick on-site filter change.



## Large capacity, transparent fuel tank

When fully filled, the tank carries sufficient fuel for an entire work shift without the need for refuelling. Diesel line deaeration is made simple via the fuel feed pump (Start switch).



## Generator

The M 52's 3-phase generator (IP54) delivers impressive power of 8.5 kVA, whilst the M 64 is available with either an 8.5 kVA or 13 kVA generator. These brushless generators are maintenance-free and, depending on energy requirement, can be switched from continuous operation to energy-saving automatic start mode.



## Cool, clean compressed air

The compressed air is cooled to 7 °C above ambient temperature. Accumulated condensate is able to drain away easily, as the compressed air cooler is installed at an angle, whilst the hot exhaust gasses from the motor are also used to aid condensate evaporation. This design consequently ensures reliable frost prevention during the winter months.

Additional air treatment components need to be installed downstream from the after-cooler and centrifugal separator (e.g. filter combinations for concrete cleaning as per ZTV-ING) in order to achieve compressed air of a specified quality class (see next page).



## Tool storage space

For units equipped with a generator, the storage cases that are otherwise installed are replaced by the tool box shown in the image.



## Hose reel

The pre-installed hose reel holds 20 m of lightweight hose which does not have to be fully reeled out for operation. As the hose is installed within the compressor unit, this not only enhances hose service life and availability, but also protects it from damage (splitting, stretching, being run over) and contamination.




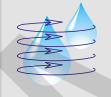

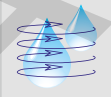


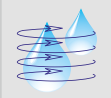


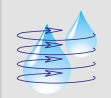
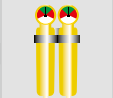


## Generator version

The switch panel – which can be equipped with a cover flap if required – features splash-protected sockets in accordance with IP 44 and a lockable main switch. The safety cut-out system with insulation monitoring makes earthing superfluous.





## Air treatment systems

<p><b>System A</b></p> <ul style="list-style-type: none"> <li>• Cool</li> <li>• Condensate-free</li> </ul>	<p>Compressed air aftercooler</p>  <p>Centrifugal separator</p> 	<p>Cool, condensate-free compressed air (100 % saturated), for powering air tools and temporarily replacing stationary compressors</p>
<p><b>System F</b></p> <ul style="list-style-type: none"> <li>• Cool</li> <li>• Condensate-free</li> <li>• Filtered</li> </ul>	<p>Compressed air aftercooler</p>  <p>Centrifugal separator</p>  <p>Filter</p> 	<p>Cool, condensate-free compressed air (100 % saturated), free from dirt particles and oil in accordance with applicable regulations</p>
<p><b>System B</b></p> <ul style="list-style-type: none"> <li>• Warmed</li> <li>• Dried</li> </ul>	<p>Compressed air aftercooler</p>  <p>Centrifugal separator</p>  <p>Heat recovery</p> 	<p>Dried compressed air, warmed to approx. 20 °C, for working at sub-zero temperatures and with long air lines</p>
<p><b>System G</b></p> <ul style="list-style-type: none"> <li>• Warmed</li> <li>• Dried</li> <li>• Filtered</li> </ul>	<p>Compressed air aftercooler</p>  <p>Centrifugal separator</p>  <p>Filter</p>  <p>Heat recovery</p> 	<p>Dried compressed air, warmed to at least 20 °C, free from dirt particles and oil in accordance with applicable regulations</p>
<p><b>Fresh air</b></p> <p>Partial flow as fresh air</p>	<p>Activated charcoal filter</p>  <p>Does not provide protection against carbon monoxide or other noxious gases</p>	<p>Odour-free fresh air connected via a separate quick-release coupling (Only in combination with Option F or Option G)</p>

Additional air treatment systems for the MOBILAIR M 52 and M 64 are available upon request. Please contact Kaeser for further details.

## Dimensions



## Technical Specifications

Model		M 52	M 52-G 8.5 kVA	M 64		M 64-G 8.5 kVA		M 64-G 13 kVA
FAD	m³/min	5.2	5.2	6.4	5.0	6.4*	5.0	5.0
At working pressure	bar	7	7	7	10	7	10	7
Drive engine (water-cooled)		Kubota V2203			Kubota V2403 T			
Rated engine power	kW	35.4			43.3			
Speed at full load	rpm	2850			2700			
Idling speed	rpm				2000			
Fuel tank capacity	l				105			
Compressor cooling fluid volume	l				15			
Operational weight	kg				1230 (Without generator)			
Permitted total weight (Axle load)	kg				1350			
Sound power level**	dB(A)				< 98			
Sound pressure level***	dB(A)	69			68			
Air connection					2x G¾, 1x G1			
Optional air treatment equipment					Available			

\*) Further versions are also available \*\*\*) Guaranteed sound power level to directive 2000/14/EU \*\*\* Surface sound pressure level to ISO 3744, (r = 10 m)

# KAESER – The world is our home

As one of the world's largest compressor manufacturers, KAESER KOMPRESSOREN is represented throughout the world by a comprehensive network of branches, subsidiary companies and authorised partners in over 60 countries.

With innovative products and services, Kaeser Kompressoren's experienced consultants and engineers help customers to enhance their competitive edge by working in close partnership to develop progressive system concepts that continuously push the boundaries of performance and compressed air efficiency. Moreover, the decades of knowledge and expertise from this industry-leading system provider are made available to each and every customer via the Kaeser group's global computer network.

These advantages, coupled with KAESER's worldwide service organisation, ensure that all products operate at the peak of their performance at all times and provide maximum availability.

